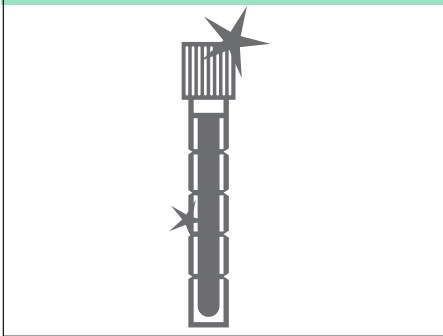
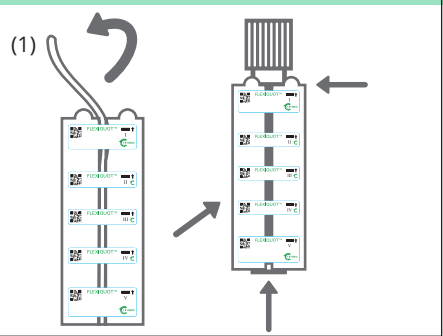


Handling Label

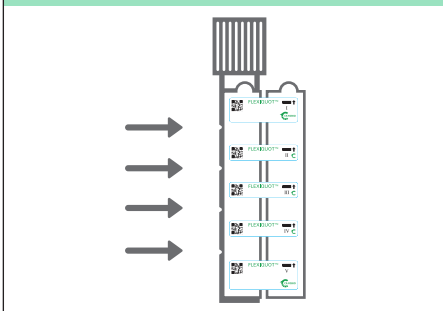
1. Before sticking the label on the vial make sure the surface is dry and clean.



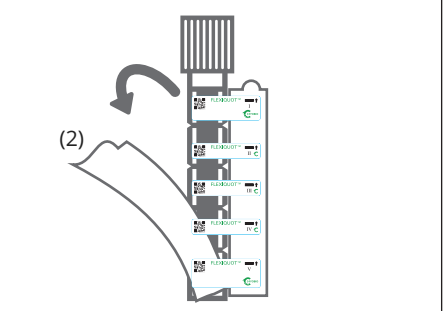
2. Take the appropriate label and remove the middle stripe.



3. Situate the label on FlexiQuot by using the reference line 5ml and between the nipples and palce on the vial (1).



4. Remove stripe (2) and secure first section around the vial.



5. Remove stripe (3) and secure second section around the vial.

